



Constant Contact Survey Results

Survey Name: 2010 FSSA Membership Demographic Survey

Response Status: Partial & Completed

Filter: None

Jan 27, 2010 1:15:04 PM






TextBlock:

Please help FSSA tailor its programs to better meet your needs. Take a few minutes to tell us about yourself and how you sail your Flying Scot. PS: If you complete this survey, your name will be entered into a drawing for a free year's FSSA membership!

Please indicate your membership type:

Answer	0%	100%	Number of Response(s)	Response Ratio
Active member			423	76.7 %
Club member			16	2.9 %
Family member			93	16.8 %
Life member			3	<1 %
Associate member			9	1.6 %
Junior member			2	<1 %
Sustaining member			1	<1 %
No Response(s)			4	<1 %
Totals			551	100%






I...:

Answer	0%	100%	Number of Response(s)	Response Ratio
Own a Flying Scot			495	89.8 %
Co-own a Flying Scot			25	4.5 %
Sail a Scot owned by a club			16	2.9 %
Crew on a Scot			8	1.4 %
No Response(s)			7	1.2 %
Totals			551	100%

I often sail with (mark all that apply):

Answer	0%	100%	Number of Response(s)	Response Ratio
My spouse			284	52.3 %
My children			184	33.8 %
Another family member			71	13.0 %
A non-family regular crew member			236	43.4 %
A pick-up crew			158	29.0 %
By myself			123	22.6 %
Totals			543	100%

My Scot is sailed:

Answer	0%	100%	Number of Response(s)	Response Ratio
More than 20 times per year			240	43.5 %
10-20 times per year			180	32.6 %
5-10 times per year			71	12.8 %
Fewer than 5 time per year			45	8.1 %
No Response(s)			15	2.7 %
Totals			551	100%

I've owned a Scot since:

Answer	0%	100%	Number of Response(s)	Response Ratio
The 60's			15	2.7 %
The 70's			49	8.8 %
The 80's			96	17.4 %
The 90's			116	21.0 %
The 00's			260	47.1 %
No Response(s)			15	2.7 %
Totals			551	100%






I use my Scot primarily for:

Answer	0%	100%	Number of Response(s)	Response Ratio
Racing			363	65.8 %
Day Sailing			171	31.0 %
Cruising			3	<1 %
Sailing instruction			3	<1 %
No Response(s)			11	1.9 %
Totals			551	100%






I race my Scot:

Answer	0%	100%	Number of Response(s)	Response Ratio
Regularly			300	54.4 %
Occasionally			98	17.7 %
Infrequently			66	11.9 %
Never			78	14.1 %
No Response(s)			9	1.6 %
Totals			551	100%








I sail my Scot in sanctioned events such as the Wife-Husband Championship or the North American Championship:

Answer	0%	100%	Number of Response(s)	Response Ratio
Regularly			42	7.6 %
Occasionally			91	16.5 %
Infrequently			109	19.7 %
Never			299	54.2 %
No Response(s)			10	1.8 %
Totals			551	100%





I sail my Scot primarily on:

Answer	0%	100%	Number of Response(s)	Response Ratio
Inland lakes			344	62.4 %
Great Lakes			21	3.8 %
Costal bays and inlets			170	30.8 %
Ocean			6	1.0 %
No Response(s)			10	1.8 %
Totals			551	100%

My age:

Answer	0%	100%	Number of Response(s)	Response Ratio
Less than 30 years old			8	1.4 %
30-39			14	2.5 %
40-49			98	17.7 %
50-59			170	30.8 %
60-69			159	28.8 %
70-79			82	14.8 %
Greater than 80 years old			16	2.9 %
No Response(s)			4	<1 %
Totals			551	100%




My work:

Answer	0%	100%	Number of Response(s)	Response Ratio
Actively working			330	59.8 %
Work part time			47	8.5 %
Retired			159	28.8 %
No Response(s)			15	2.7 %
Totals			551	100%

My geographic location:

Answer	0%	100%	Number of Response(s)	Response Ratio
Northeast			151	27.4 %
Mid-Atlantic			102	18.5 %
Midwest			124	22.5 %
Southeast			96	17.4 %
Deep South			35	6.3 %
Southwest			28	5.0 %
Prairie states			3	<1 %
Pacific Coast			7	1.2 %
No Response(s)			5	<1 %
Totals			551	100%

I have a road-worthy trailer for my Scot:

Answer	0%	100%	Number of Response(s)	Response Ratio
Yes			498	90.3 %
No			40	7.2 %
No Response(s)			13	2.3 %
Totals			551	100%

I'm interested in learning more about these educational topics:

1 = Not Interested, 2 = Neutral, 3 = Somewhat Interested, 4 = Very Interested

Answer	1	2	3	4	Number of Response(s)	Rating Score*
Boating safety including capsize and recovery					517	2.9
Boat handling skills					526	3.3
Navigation					503	2.5
Management of hypothermia					491	2.2
Race management					505	2.7
Optimizing boat speed					532	3.6
Teamwork					503	3.0
Fleet building strategies					506	2.7

*The Rating Score is the weighted average calculated by dividing the sum of all weighted ratings by the number of total responses.

I consider these benefits of FSSA membership important:

1 = Not important, 2 = Neutral, 3 = Somewhat Important, 4 = Very Important

Answer	1	2	3	4	Number of Response(s)	Rating Score*
Scots n' Water magazine					546	3.5
Sanctioned Regattas					533	3.1
Strong One-Design philosophy					541	3.7
Good communication					538	3.5
Educational programs such as Top Gun					527	3.0
Fleet support					537	3.2
FSSA web site					536	3.4

*The Rating Score is the weighted average calculated by dividing the sum of all weighted ratings by the number of total responses.

I've been a member of the local Scot fleet:

Answer	0%	100%	Number of Response(s)	Response Ratio
Always			412	74.7 %
On occasion			51	9.2 %
Never			78	14.1 %
No Response(s)			10	1.8 %
Totals			551	100%